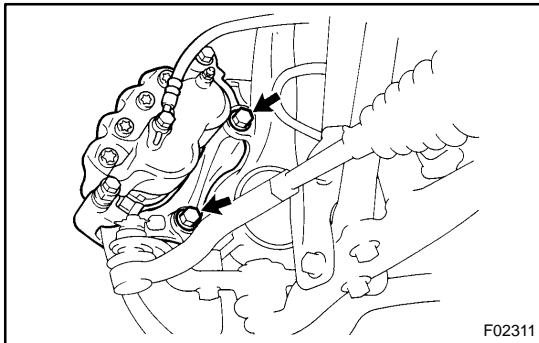


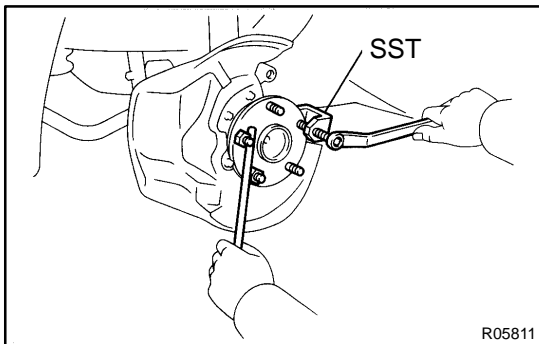
FRONT WHEEL HUB BOLT REPLACEMENT

1. REMOVE FRONT WHEEL



2. REMOVE BRAKE CALIPER AND DISC

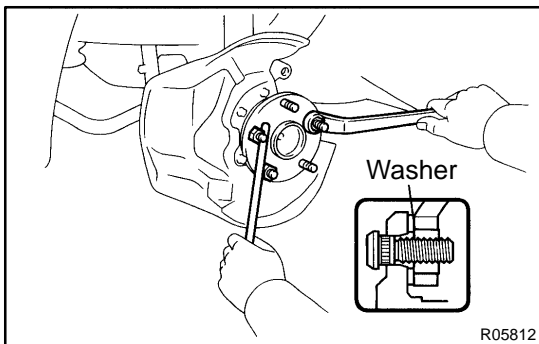
- Remove the 2 bolts and remove the brake caliper from the steering knuckle.
- Support the brake caliper securely.
- Remove the disc.



3. REMOVE HUB BOLT

Using SST, remove the hub bolt.

SST 09628-10011



4. INSTALL HUB BOLT

- Install a washer and nut to the bolt, as shown in the illustration.
- Turn the wheel nut to pull the hub bolt until the underside of the hub bolt head touches the axle hub.

5. INSTALL DISC AND BRAKE CALIPER

- Install the disc.
- Install the brake caliper and 2 bolts to the steering knuckle.

Torque: 118 N·m (1,200 kgf·cm, 87 ft·lbf)

6. INSTALL FRONT WHEEL

Torque: 103 N·m (1,050 kgf·cm, 76 ft·lbf)